

**Modular Cooking Range Line  
 thermaline 80 - Full Module  
 Freestanding Electric Fry Top, 1 Side with  
 Backsplash, H=700**

ITEM # \_\_\_\_\_

MODEL # \_\_\_\_\_

NAME # \_\_\_\_\_

SIS # \_\_\_\_\_

AIA # \_\_\_\_\_



- 588365 (MAHBEBHDAO)** Electric Fry Top with smooth chrome Plate, one-side operated with backsplash
- 588369 (MAHDEBHDAO)** Electric Fry Top with ribbed chrome Plate, one-side operated with backsplash

### Short Form Specification

#### Item No. \_\_\_\_\_

Unit constructed according to DIN 18860\_2 with 20 mm drop nose top and 70 mm recessed plinth. Internal frame for heavy duty sturdiness in stainless steel. 2 mm top in 1.4301 (AISI 304). Flat surface construction, easily cleanable. THERMODUL connection system enables seamless worktop when units are connected and avoids soil penetrating. Chromium-plated mild steel cooking surface with non-stick finishing for optimal grilling. Powerblock heating system for optimal temperature distribution. Stainless steel high splash guards on the rear and sides. Large drain hole allows draining of cooking juices into a large collector. Overheat protection switches off the supply in case of overheating. Standby function saves energy and quickly recovers maximum power. Metal knobs with embedded hygienic silicon "soft" grip enable easier handling and cleaning. IPX5 water resistant certification.

Configuration: Freestanding, one-side operated with backsplash.

### Main Features

- Large drain hole on cooking surface permits the draining of residual cooking juices into a large collector placed under the cooking surface.
- Overheat protection: a temperature sensor switches off the supply in case of overheating.
- Stainless steel high splash guards on the rear and sides of cooking surface.
- Units have separate controls for each half module of the cooking surface.
- All major components may be easily accessed from the front.
- THERMODUL connection system creates a seamless work top when units are connected to each other thus avoiding soil penetrating vital components and facilitating the removal of units in case of replacement or service.
- Metal knobs with embedded hygienic "soft-touch" grip for easier handling and cleaning. The special design of the controls prevents infiltration of liquids or soil into vital components.
- Large visible digital display manufactured in tempered glass to resist heat and chemicals, showing temperatures or power settings. The display also shows on/off status of the appliance and on/off status of the heating elements.
- Powerblock heating system for optimal temperature distribution.

### Construction

- Cooking surface to be completely smooth or completely ribbed.
- IPX5 water resistance certification.
- 2 mm top in 1.4301 (AISI 304).
- Unit constructed according to DIN 18860\_2 with 20 mm drop nose top and 70 mm recessed plinth.
- Flat surface construction with minimal hidden areas to easily clean all surfaces
- Cooking surface in chromium-plated mild steel with non-stick finishing for optimum grilling results.
- Internal frame for heavy duty sturdiness in stainless steel.

### Sustainability

- Standby function for energy saving and fast recovery of maximum power.

APPROVAL: \_\_\_\_\_

## Optional Accessories

- |   |            |                          |   |            |                          |
|---|------------|--------------------------|---|------------|--------------------------|
| • Connecting rail kit for appliances with backsplash, 800mm   | PNC 912497 | <input type="checkbox"/> | • Side reinforced panel only in combination with side shelf, for against the wall installations, left   | PNC 913263 | <input type="checkbox"/> |
| • Portioning shelf, 800mm width   | PNC 912526 | <input type="checkbox"/> | • Side reinforced panel only in combination with side shelf, for against the wall installations, right  | PNC 913265 | <input type="checkbox"/> |
| • Portioning shelf, 800mm width   | PNC 912556 | <input type="checkbox"/> | • Shelf fixation for TL80-85-90 one-side operated, TL80 two-side operated   | PNC 913281 | <input type="checkbox"/> |
| • Folding shelf, 300x800mm  | PNC 912577 | <input type="checkbox"/> | • Filter W=800mm  | PNC 913665 | <input type="checkbox"/> |
| • Folding shelf, 400x800mm  | PNC 912578 | <input type="checkbox"/> | • Stainless steel dividing panel, 800x700mm, (it should only be used between Electrolux Professional thermaline Modular 80 and thermaline C80)  | PNC 913668 | <input type="checkbox"/> |
| • Fixed side shelf, 200x800mm   | PNC 912583 | <input type="checkbox"/> | • Stainless steel side panel, 800x700mm, flush-fitting (it should only be used against the wall, against a niche and in between Electrolux Professional thermaline and ProThermetic appliances and external appliances - provided that these have at least the same dimensions) | PNC 913684 | <input type="checkbox"/> |
| • Fixed side shelf, 300x800mm   | PNC 912584 | <input type="checkbox"/> |   |            |                          |
| • Fixed side shelf, 400x800mm   | PNC 912585 | <input type="checkbox"/> |   |            |                          |
| • Stainless steel front kicking strip, 800mm width  | PNC 912634 | <input type="checkbox"/> |   |            |                          |
| • Stainless steel side kicking strip left and right, against the wall, 800mm width  | PNC 912658 | <input type="checkbox"/> |   |            |                          |
| • Stainless steel side kicking strip left and right, back-to-back, 1610mm width   | PNC 912661 | <input type="checkbox"/> |   |            |                          |
| • Stainless steel plinth, against wall, 800mm width   | PNC 912844 | <input type="checkbox"/> |   |            |                          |
| • Connecting rail kit for appliances with backsplash: modular 80 (on the left), ProThermetic tilting (on the right), ProThermetic stationary (on the left) to ProThermetic tilting (on the right) | PNC 912977 | <input type="checkbox"/> |   |            |                          |
| • Connecting rail kit for appliances with backsplash: modular 80 (on the right), ProThermetic tilting (on the left), ProThermetic stationary (on the right) to ProThermetic tilting (on the left) | PNC 912978 | <input type="checkbox"/> |   |            |                          |
| • Back panel, 800x700mm, for units with backsplash  | PNC 913013 | <input type="checkbox"/> |   |            |                          |
| • Stainless steel panel, 800x700mm, against wall, left side   | PNC 913093 | <input type="checkbox"/> |   |            |                          |
| • Stainless steel panel, 800x700mm, against the wall, right side  | PNC 913097 | <input type="checkbox"/> |   |            |                          |
| • Endrail kit, flush-fitting, with backsplash, left   | PNC 913113 | <input type="checkbox"/> |   |            |                          |
| • Endrail kit, flush-fitting, with backsplash, right  | PNC 913114 | <input type="checkbox"/> |   |            |                          |
| • Scraper for smooth plates (only for 588365)   | PNC 913119 | <input type="checkbox"/> |   |            |                          |
| • Scraper for ribbed plates (only for 588369)   | PNC 913120 | <input type="checkbox"/> |   |            |                          |
| • Endrail kit (12.5mm) for thermaline 80 units with backsplash, left  | PNC 913204 | <input type="checkbox"/> |   |            |                          |
| • Endrail kit (12.5mm) for thermaline 80 units with backsplash, right   | PNC 913205 | <input type="checkbox"/> |   |            |                          |
| • U-clamping rail for back-to-back installations with backsplash (to be ordered as S-code)  | PNC 913226 | <input type="checkbox"/> |   |            |                          |
| • Insert profile D=800mm  | PNC 913230 | <input type="checkbox"/> |   |            |                          |
| • Perforated shelf for warming cabinets and cupboard bases (one-side operated TL80-85-90 and two-side operated for TL80)  | PNC 913234 | <input type="checkbox"/> |   |            |                          |
| • Energy optimizer kit 24A - factory fitted   | PNC 913246 | <input type="checkbox"/> |   |            |                          |

## Recommended Detergents

- C41 HI-TEMP RAPID DEGREASER, 1 pack of six 1 lt. bottles (trigger incl.) PNC 0S2292 ☐



**Electrolux**  
PROFESSIONAL

Modular Cooking Range Line  
thermaline 80 - Full Module Freestanding  
Electric Fry Top, 1 Side with Backsplash, H=700

## Electric

Supply voltage: 400 V/3N ph/50/60 Hz  
Total Watts: 15.3 kW

## Key Information:

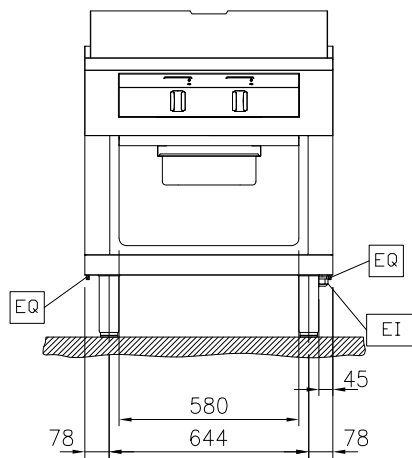
Cooking Surface Depth: 615 mm  
Cooking Surface Width: 700 mm  
Working Temperature MIN: 80 °C  
Working Temperature MAX: 280 °C  
External dimensions, Width: 800 mm  
External dimensions, Depth: 800 mm  
External dimensions, Height: 700 mm  
Storage Cavity Dimensions (width): 580 mm  
Storage Cavity Dimensions (height): 330 mm  
Storage Cavity Dimensions (depth): 740 mm  
Net weight: 150 kg  
Configuration: On Base;One-Side Operated  
Cooking surface type:  
588365 (MAHBEBHDAO) Smooth  
588369 (MAHDEBHDAO) Ribbed  
Chromium Plated mild steel mirror

Cooking surface - material:

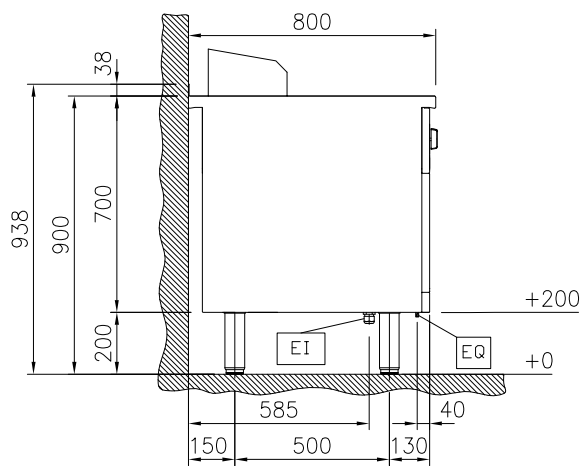
## Sustainability

Current consumption: 22.1 Amps

Front

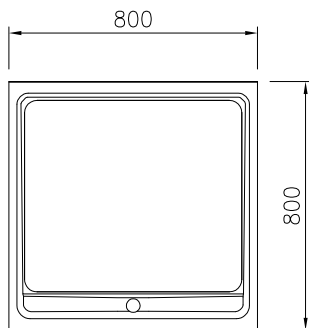


Side

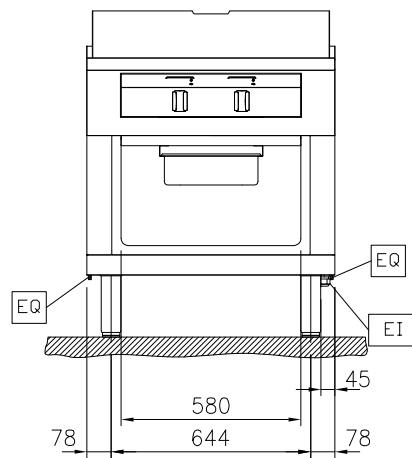


EI = Electrical inlet (power)  
 EQ = Equipotential screw

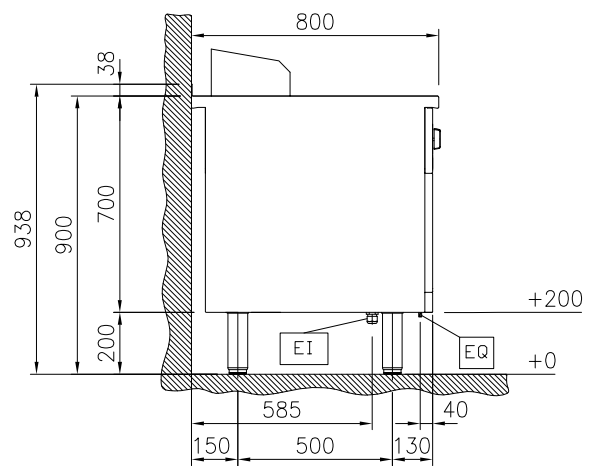
Top



Front



Side



EI = Electrical inlet (power)  
 EQ = Equipotential screw

Top

